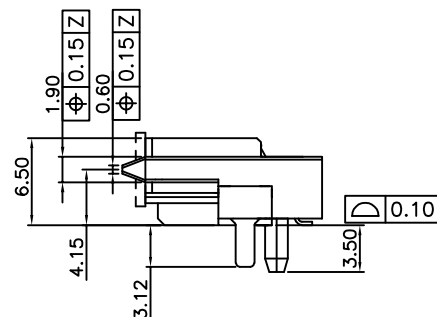
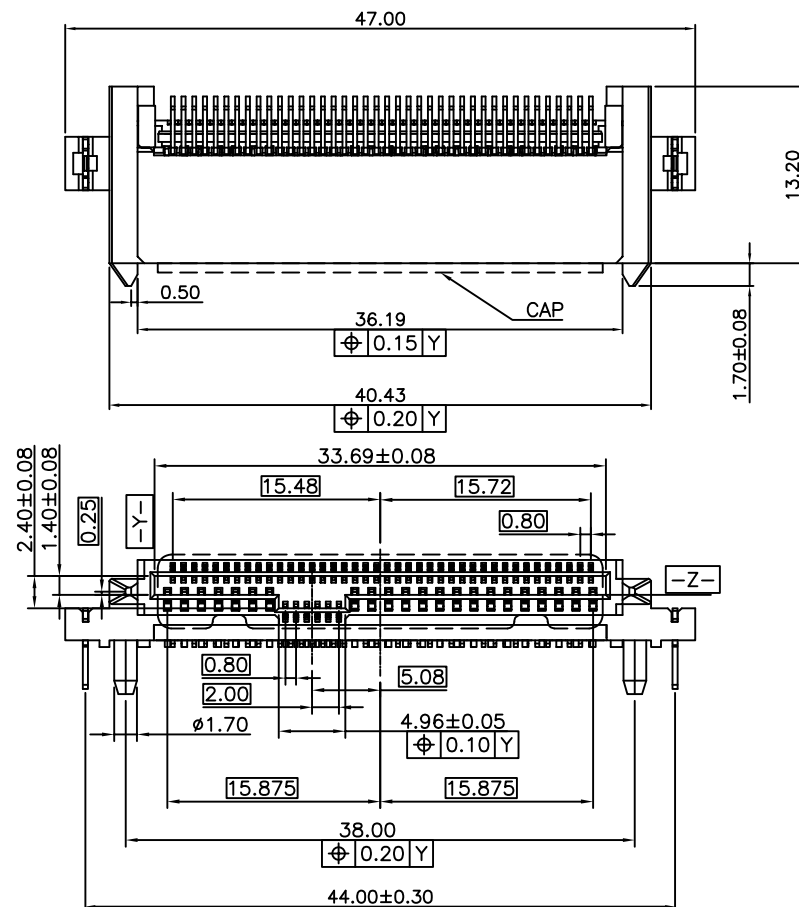


REV	DESCRIPTION	DRAW.	DATE
A	New Released	05/24/2018	MIMO



NOTE

1.MATERIAL

HOUSING : HIGE THERMOPLASTIC, UL94V-0,BLACK.

CAP : HIGE THERMOPLASTIC, UL94V-0,BLACK.

TERMINAL : COPPER ALLOY,

BOARD LOCK : COPPER ALLOY,

2.PLATING

TERMINAL : SELECTIVE Au ON CONTACT AREA,(SEE ORDER INFORMATION)

100u" MIN. Sn PLATED ON SOLDER TAIL AREA,

BOTH OVER 50u" MIN. Ni UNDERPLATED OVERALL.

BOARD LOCK : 100u" MIN.Sn PLATED ON SOLDER TAIL AREA,

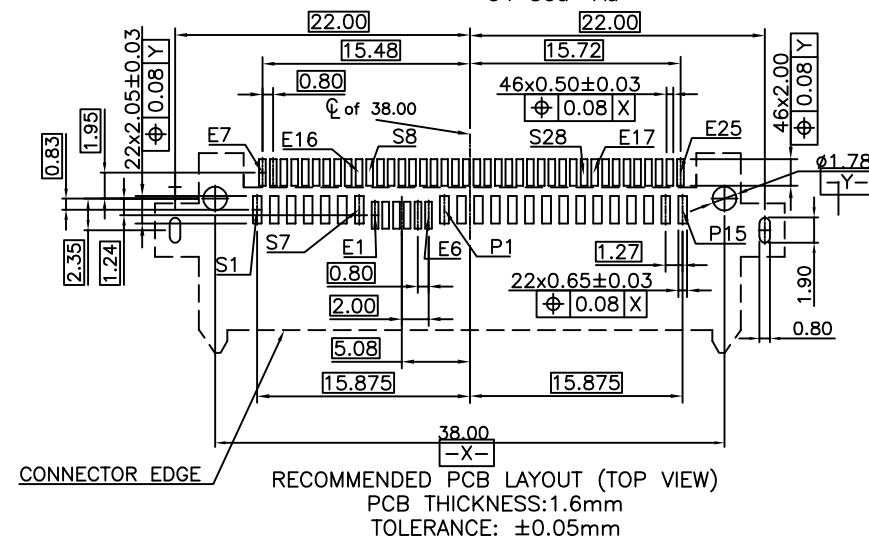
BOTH OVER 50u" MIN. Ni UNDERPLATED OVERALL.





3.PACKING: T&R

4.ORDER INFORMATION:

A83 620000 XX 00

- 01 3u" Au
- 02 5u" Au
- 03 15u" Au
- 04 30u" Au



QUALITY SYMBOLS		GENERAL TOLERANCES (UNLESS SPECIFIED)				SCALE:	NUMBER:				
 "0		MM		INCH	MATERIAL:	HRC:	TITLE: 1213-SERIES SFF-8639 RECEPTACLE CONNECTOR R/A TYPE				
	.X	±0.38	.X	±.0005	DRAWN BY DATE						
	.XX	±0.25	.XX	±.0004	CHECKED BY DATE						
	.XXX	±0.13	.XXX	±.0003	APPROVED BY DATE		 THIRD ANGLE PROJECTION		REVISE ON CAD ONLY		
	ANGULAR ±.03°X						PART NO. A83620000XX00		DWG NO. P15083		SHEET NO. 1/1
 "C	DRAFT WHERE APPLICABLE MUST REMAIN WITHIN DIMENSIONS				THIS DRAWING CONTAINS INFORMATION THAT IS PROPRIETARY TO HTF INCORPORATED AND SHOULD NOT BE USED WITHOUT WRITTEN PERMISSION					A4	