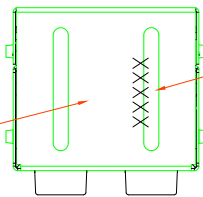


参考图

LOGO 區印字以標準印塊字為準

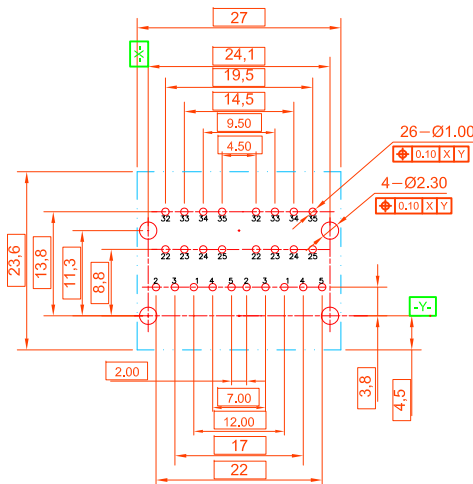
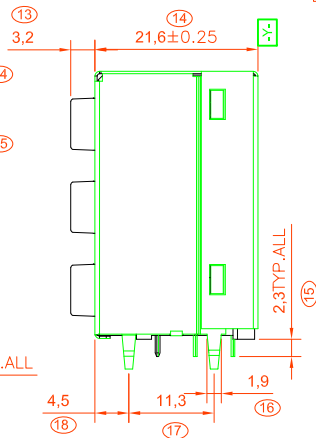
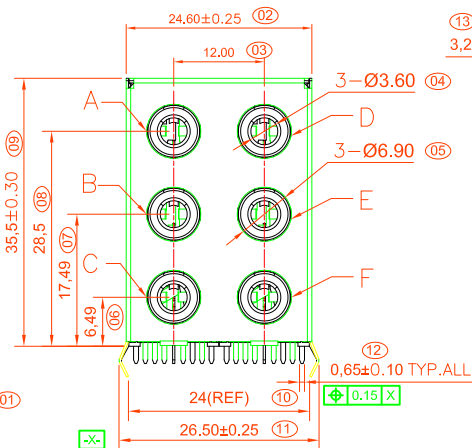
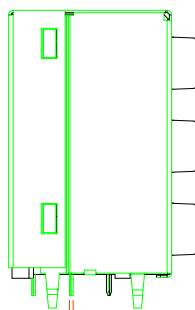


DATE CODE

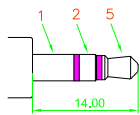
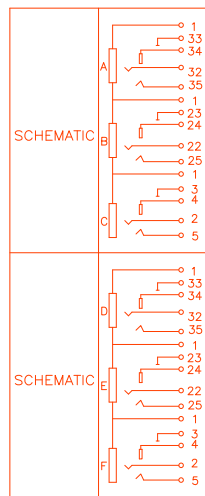
XXXXXX

日
周
年

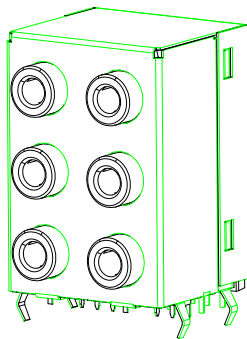
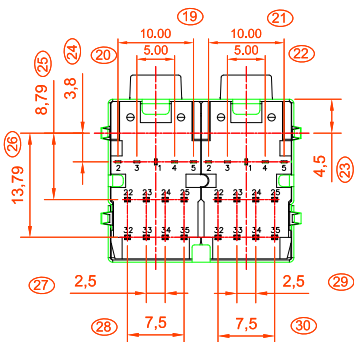
DATE CODE



RECOMMENDED PCB LAYOUT
COMPONENT SIDE
TOLERANCE:±0.10



0.35 MATE PLUG



23	A-Plastic Bushing	PA66+15%G.F, UL94V-0	Pantone #157C(ORANGE)	1
22	B-Plastic Bushing	PA66+15%G.F, UL94V-0	Pantone #426C(BLACK)	1
21	C-Plastic Bushing	PA66+15%G.F, UL94V-0	Pantone #422C(GRAY)	1
20	D-Plastic Bushing	PA66+15%G.F, UL94V-0	Pantone #284C(Light Blue)	1
19	E-Plastic Bushing	PA66+15%G.F, UL94V-0	Pantone #577C(Lime)	1
18	F-Plastic Bushing	PA66+15%G.F, UL94V-0	Pantone #701C(Pink)	1
17	SPRING	PBT+30%G.F, UL94V-0	Black	2
16	Housing	PBT+30%G.F, UL94V-0	Black	2
15	Cover	PA66+30%G.F, UL94V-0	Black	2
14	Shield	SPCC-SD	Bright Tin Plated Cover Nickel Plated	1
13	3-Tip Terminal	Copper Alloy	Tin Plated & Nickel Plated	2
12	3-TS Terminal	Copper Alloy	AuG/F & Tin Plated & Nickel Plated	2
11	3-RS Terminal	Copper Alloy	AuG/F & Tin Plated & Nickel Plated	2
10	3-Ring Terminal	Copper Alloy	Tin Plated & Nickel Plated	2
9	2-Tip Terminal	Copper Alloy	Tin Plated & Nickel Plated	2
8	2-TS Terminal	Copper Alloy	Tin Plated & Nickel Plated	2
7	2-RS Terminal	Copper Alloy	Tin Plated & Nickel Plated	2
6	2-Ring Terminal	Copper Alloy	Tin Plated & Nickel Plated	2
5	Tip Terminal	Copper Alloy	Tin Plated & Nickel Plated	2
4	TS Terminal	Copper Alloy	Tin Plated & Nickel Plated	2
3	RS Terminal	Copper Alloy	Tin Plated & Nickel Plated	2
2	Ring Terminal	Copper Alloy	Tin Plated & Nickel Plated	2
1	Sleeve Terminal	Copper Alloy	AuG/F & Tin Plated & Nickel Plated	2
ITEM	NAME	MATERIAL	FINISH	SUM

X. ± 0.50	X°. ± 5°	DRAWN	NAME(INTENDED USE)		
.X ± 0.35	.X°. ± 3°	DESIGN	CUSTOMER		
.XX ± 0.30	.XX°. ±	CHECKED	PART NO.(INTENDED USE)	TITLE	SHEET
.XXX ± 0.20	.XXX°. ±	APPROVED	AQ0D100B 101 HR	OD JACK3Px2(无柱) 成品工程图	1/1
	UNITS MM SCALE 1:1				

CONSHARE