

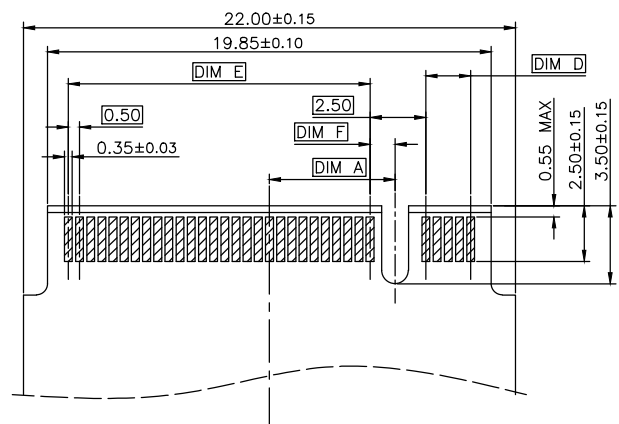
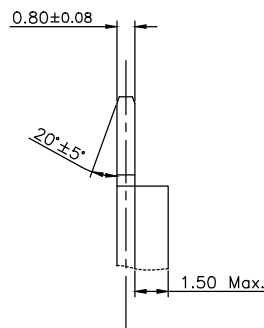


HF

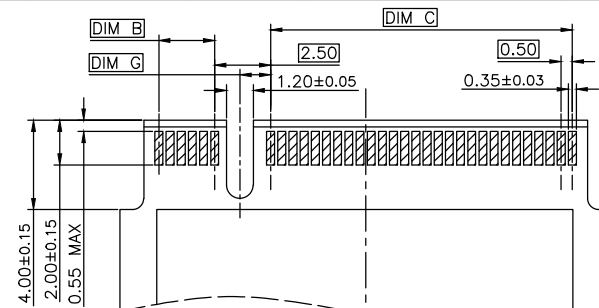
Halogen Free



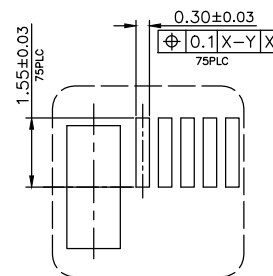
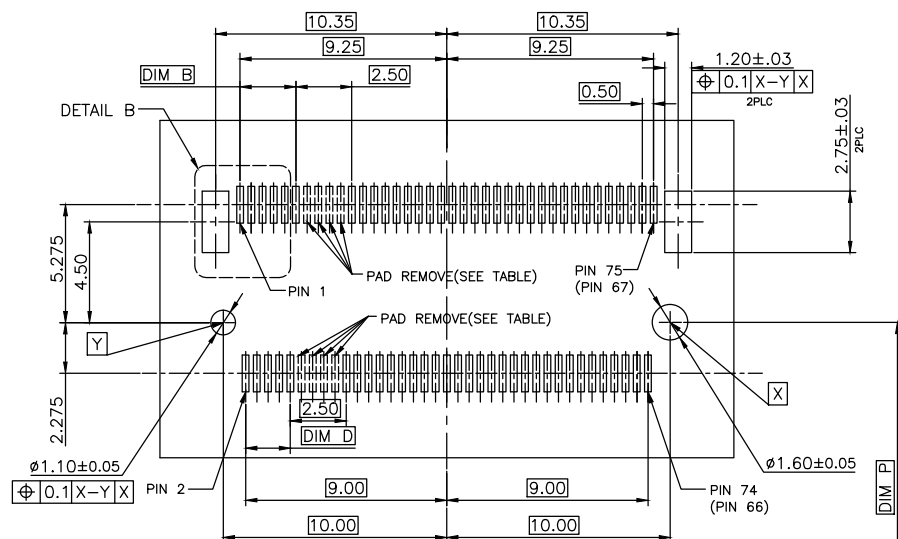
## PLUG PCB

BOTTOM SIDE  
RECOMMENDED PCB LAYOUT

REV.	ECN NO.	LOCATION	DESCRIPTION	DATE	DESIGN
A			INITIAL RELEASE	02/28'14	Sally.Duan
B			CHANGE THE LOGO	05/05'14	Wangtianxi
C		1/6 ~ 3/6	UPDATE TO DRAWING	09/09'14	Sally.Duan
D		1/6	UPDATE TO DRAWING	12/24'14	Wangtianxi

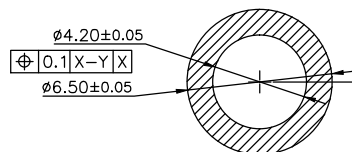


TOP SIDE

DETAIL B  
SCALE 2:1

22110	108.25
2280	78.25
2260	58.25
2242	40.25
2230	28.25
3042	40.25
3030	28.25
MODULE TYPE	
DIM P	

M	PIN	59-66	-6.125	14.0	2.0	14.0	1.5	1.125	1.375
L	PIN	55-62	-5.125	13.0	3.0	13.0	2.5	1.125	1.375
K	PIN	51-58	-4.125	12.0	4.0	12.0	3.5	1.125	1.375
J	PIN	47-54	-3.125	11.0	5.0	11.0	4.5	1.125	1.375
H	PIN	43-50	-2.125	10.0	6.0	10.0	5.5	1.125	1.375
G	PIN	39-46	-1.125	9.0	7.0	9.0	6.5	1.125	1.375
F	PIN	28-35	1.625	6.5	9.5	6.0	9.5	1.375	1.125
E	PIN	24-31	2.625	5.5	10.5	5.0	10.5	1.375	1.125
D	PIN	20-27	3.625	4.5	11.5	4.0	11.5	1.375	1.125
C	PIN	16-23	4.625	3.5	12.5	3.0	12.5	1.375	1.125
B	PIN	12-19	5.625	2.5	13.5	2.0	13.5	1.375	1.125
A	PIN	8-15	6.625	1.5	14.5	1.0	14.5	1.375	1.125
KEY ID	PAD REMOVED	DIM A	DIM B	DIM C	DIM D	DIM E	DIM F	DIM G	DIM H



DIM	TOL	DIM	TOL
.x	±0.30	.x	±2°
.x	±0.25	.x	±1°
.xx	±0.15		

CUSTOMER DRAWING		DATE		TITLE: NGFF 2.0H_DR Logo_C DWG	
DESIGN:		Wangtianxi		P/N: 40-42258-067XXXHF	
CHECK:				SHEET: 2/6	
APPROVAL:				SCALE: N/A UNIT: mm	

**CNSHARE**