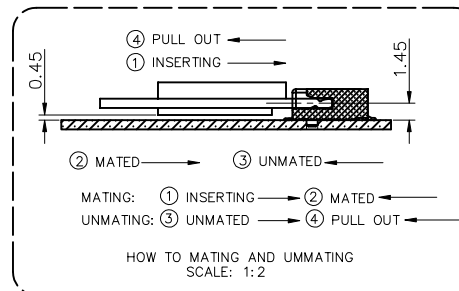
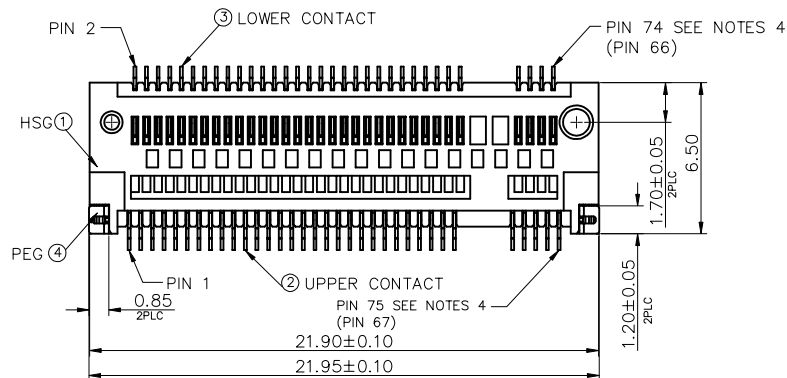
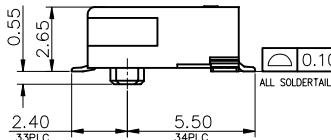
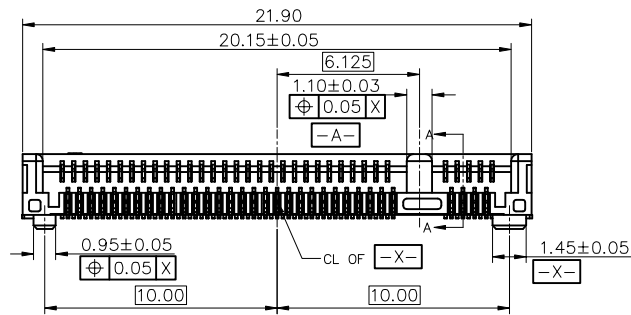
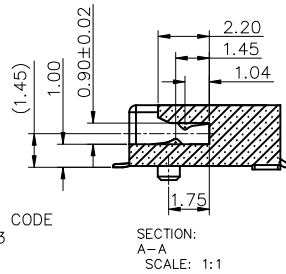
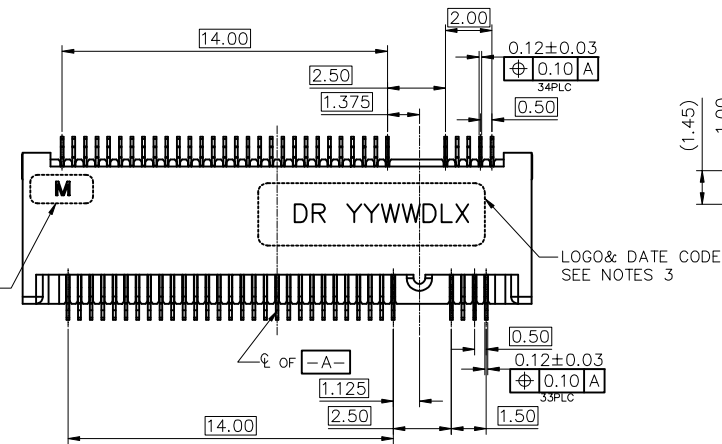


HF

Halogen Free

KEY LIST SEE
NOTES 5

NOTES:

1. MATERIAL:
 - 1.1 HOUSING: HIGH TEMPERATURE THERMOPLASTIC, UL94V-0, COLOR: BLACK
 - 1.2 CONTACT: COPPER ALLOY.
 - 1.3 SOLDER PEG: STAINLESS STEEL.
2. FINISH:
 - 2.1 CONTACT: UNDERCOAT NICKEL 50u" MIN ALL OVER. Au GF PLATING ON SOLDER TAIL. CONTACT AREA: SEE TABLE.
 - 2.2 SOLDER PEG: MATTE TIN 80u" MIN. AND NICKEL 50u" MIN UNDERPLATED.
3. LOGO& DATE CODE : LOGO: DR OR DEREN, DATE CODE: YYWWDLX
YY: YEAR (09: 2009)
WW: WEEK (25: THE 25TH WEEK)
D: DAY (1~7: SUNDAY~SATURDAY)
L: LINE NUMBER OF ASSEMBLY (A: LINE A)
X: D OR N (D: DAY; N: NIGHT)
4. CONNECTOR ACTUAL PIN QUANTITY IS 67, AS THE KEY TAKING OUT 8 PINS.
5. Recommended stencil thickness: 0.12mm Min.
6. PART NUMBER DESCRIPTION:
40-42313-067BXRHF

HALOGEN CODE:

HF: HALOGEN FREE

PACKING CODE:

R: EMBOSS WIDTH 44mm, SLOT BACKWARD

PLATING CODE:

1: GF 2: Au5u"

3: Au10u" 4: Au15u"

5: Au30u"

KEY TYPE:

B: KEY M

PIN NUMBER CODE:

067: 67 PINS

DIM	TOL	DIM	TOL
X.	±0.30	X.	±2°
.X	±0.25	.X	±1°
.XX	±0.20		

DRAW NO. T-14-0474		CONSHARE		CUSTOMER DRAWING		DATE	TITLE: NGFF 2.65HKEY-M_DR Logo_C DWG	
				DESIGN:	Liushifeng	11/25'19	P/N:	40-42313-067BXRHF
REV. B1		APPROVAL:		Bill.Lin	11/25'19	SHEET:	1/3	UNIT: mm

