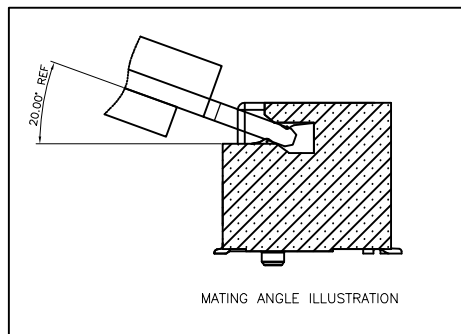
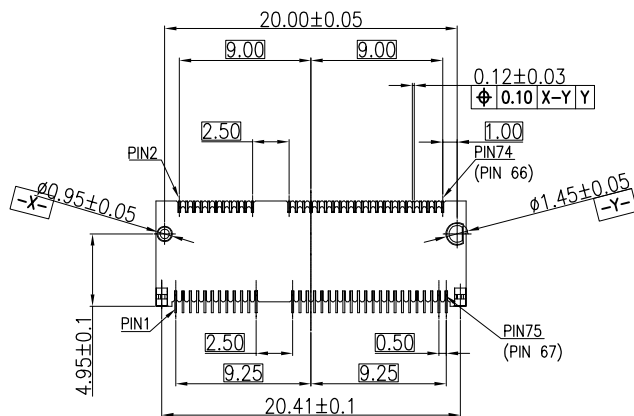
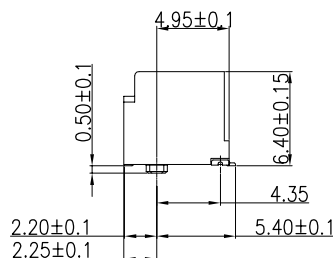
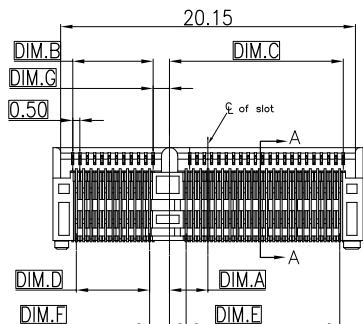
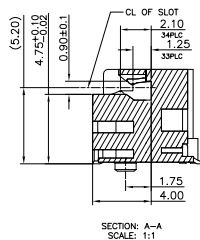
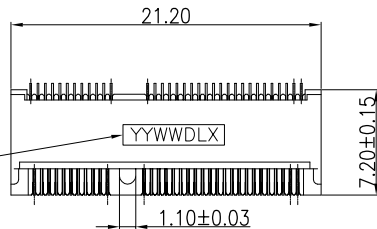


HF
Halogen Free



DATE CODE
SEE NOTES 4



KEY M	-6.125	14.0	2.0	14.0	1.5	1.125	1.375
KEY L	-5.125	13.0	3.0	13.0	2.5	1.125	1.375
KEY K	-4.125	12.0	4.0	12.0	3.5	1.125	1.375
KEY J	-3.125	11.0	5.0	11.0	4.5	1.125	1.375
KEY H	-2.125	10.0	6.0	10.0	5.5	1.125	1.375
KEY G	-1.125	9.0	7.0	9.0	6.5	1.125	1.375
KEY F	1.625	6.5	9.5	6.0	9.5	1.375	1.125
KEY E	2.625	5.5	10.5	5.0	10.5	1.375	1.125
KEY D	3.625	4.5	11.5	4.0	11.5	1.375	1.125
KEY C	4.625	3.5	12.5	3.0	12.5	1.375	1.125
KEY B	5.625	2.5	13.5	2.0	13.5	1.375	1.125
KEY A	6.625	1.5	14.5	1.0	14.5	1.375	1.125
KEY NAME	DIM.A	DIM.B	DIM.C	DIM.D	DIM.E	DIM.F	DIM.G

NOTES:

1.MATERIAL:

1.1.HOUSING: HIGH TEMPERATURE THERMOPLASTIC,UL94V-0,COLOR:BLACK

1.2.CONTACTS: COPPER ALLOY;

1.3.PEG: STAINLESS STEEL.

2.REFLOW SOLDER CAPABLE TO 260°C.

3.FINISH:

CONTACT: GOLD(SEE TABLE) PLATED ON CONTACT AREA AND GOLD FLASH SOLDER AREA. 50u" MIN NICKEL UNDERPLATING OVERALL.
PEG: 80u" MIN.MATTE-TIN PLATED ON SOLDERING AREA.

50u" MIN. NICKEL UNDERPLATING.

4. DATE CODE : YYWWDLX

YY: YEAR (09: 2009)

WW: WEEK (25: THE 25TH WEEK)

D: DAY (1~7: SUNDAY~SATURDAY)

L: LINE NUMBER OF ASSEMBLY (A: LINE A)

X: D OR N (D: DAY; N: NIGHT)

5.CONNECTOR ACTUAL PIN QUANTITY IS 67,AS THE KEY TAKING OUT 8 PINS.

6.PART NUMBER DESCRIPTION:

40-42406-067XXXHF

HF:HALOGEN FREE

PACKAGE CODE:

R: EMBOSS WIDTH 32mm,SLOT FORWARD

1: EMBOSS WIDTH 44mm,SLOT BACKWARD

2: EMBOSS WIDTH 32mm,SLOT BACKWARD

3: EMBOSS WIDTH 44mm,SLOT FORWARD

PLATING CODE:

1: GOLD FALSH 2: Au5u"Min

3: Au10u"Min 4: Au15u"Min

5: Au30u"Min

KEY TYPE:

0:KEY A 1:KEY B

2:KEY C 3:KEY D

4:KEY E 5:KEY F

6:KEY G 7:KEY H

8:KEY J 9:KEY K

A:KEY L B:KEY M

PIN NUMBER CODE:

067: 67 PINS

DIM	TOL	DIM	TOL
X.	±0.25	X.	±2°
.X	±0.20	.X	±1°
.XX	±0.15		
.XXX	±0.10		

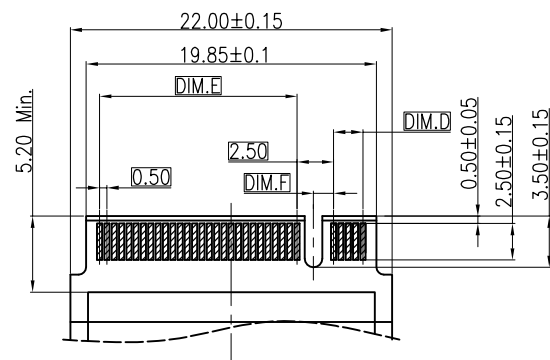
DRAW NO. T-15-0206		DESIGN: Liushifeng		DATE 2015.11.24	TITLE: NGFF 6.4H (NO LOGO) ASSY CUSTOMER DRAWING
REV.	A	APPROVAL:			P/N:SEE TABLE
					SHEET: 1/7
					SCALE: 1:1 UNIT: mm

CONSHARE

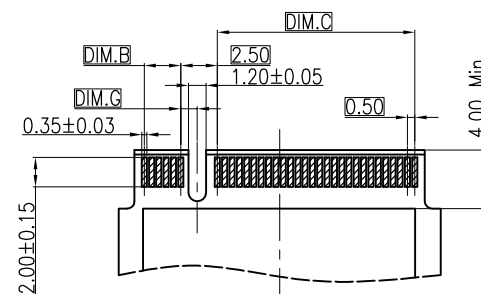
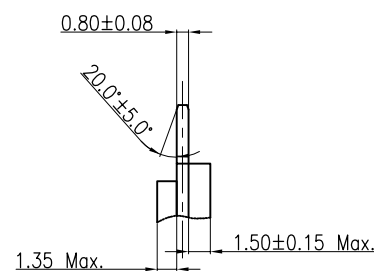
HF
Halogen Free



PLUG PCB

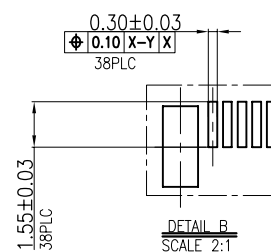
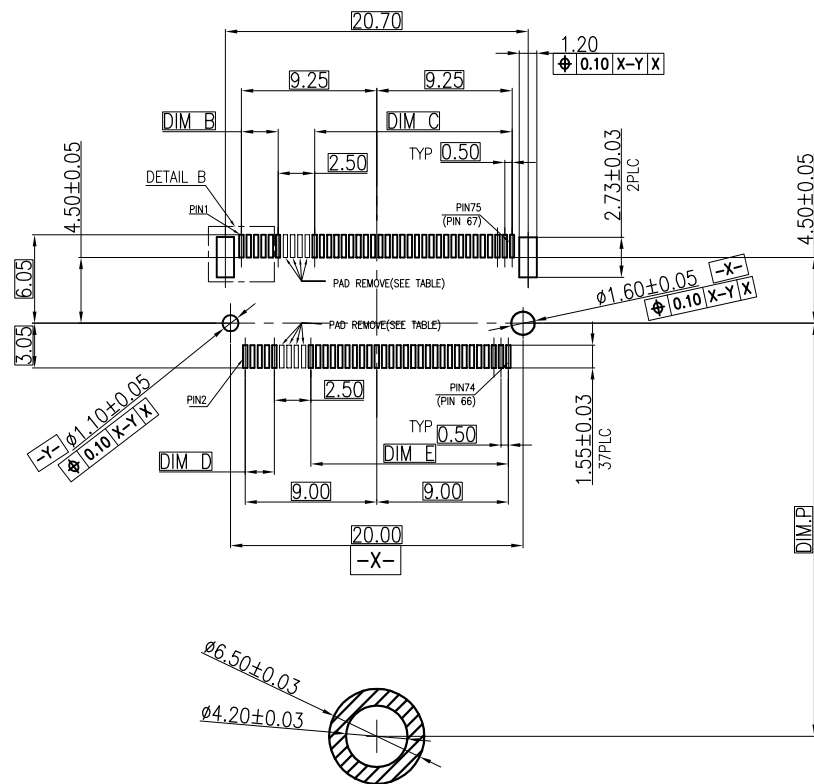


BOTTOM SIDE



TOP SIDE

RECOMMENDED PCB LAYOUT



22110	108.25
2280	78.25
2260	58.25
2242	40.25
2230	28.25
3042	40.25
3030	28.25
MODULE TYPE	DIM.P

M	PIN 59-66	-6.125	14.0	2.0	14.0	1.5	1.125	1.375
L	PIN 55-62	-5.125	13.0	3.0	13.0	2.5	1.125	1.375
K	PIN 51-58	-4.125	12.0	4.0	12.0	3.5	1.125	1.375
J	PIN 47-54	-3.125	11.0	5.0	11.0	4.5	1.125	1.375
H	PIN 43-50	-2.125	10.0	6.0	10.0	5.5	1.125	1.375
G	PIN 39-46	-1.125	9.0	7.0	9.0	6.5	1.125	1.375
F	PIN 28-35	1.625	6.5	9.5	6.0	9.5	1.375	1.125
E	PIN 24-31	2.625	5.5	10.5	5.0	10.5	1.375	1.125
D	PIN 20-27	3.625	4.5	11.5	4.0	11.5	1.375	1.125
C	PIN 16-23	4.625	3.5	12.5	3.0	12.5	1.375	1.125
B	PIN 12-19	5.625	2.5	13.5	2.0	13.5	1.375	1.125
A	PIN 8-15	6.625	1.5	14.5	1.0	14.5	1.375	1.125
KEY ID	PAD REMOVED	DIM.A	DIM.B	DIM.C	DIM.D	DIM.E	DIM.F	DIM.G

DIM	TOL	DIM	TOL
.x	±0.30	.x	±2°
.x	±0.25	.x	±1°
.xx	±0.20		
.xxx	±0.15		

DRAW NO.
T-15-0206
REV. A

CUSTOMER DRAWING
DESIGN: Liushifeng
CHECK:
APPROVAL:

DATE: 2015.11.24

TITLE: NGFF 6.4H (NO LOGO)
ASSY CUSTOMER DRAWING

P/N: SEE TABLE

SHEET: 2/7

SCALE: 1:1

UNIT: mm